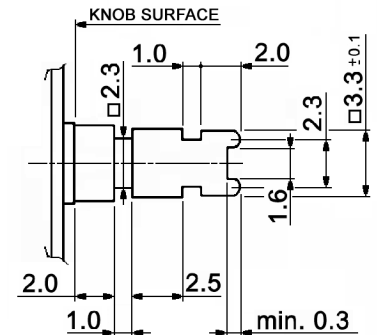
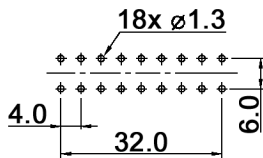


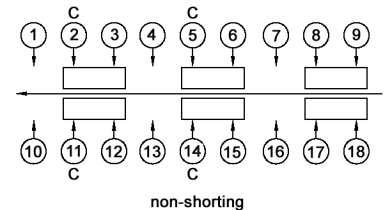
DETAIL A



HOLE LAYOUT ± 0.05



CIRCUIT DIAGRAM
C: COMMON PIN
BOTTOM VIEW



Specifications:

- Contact rating: 1A, 25V DC; 0.5A, 100V AC
- Contact resistance: 10mOhm max.
- Insulation resistance: 100MOhm min. at 500V DC for 1 minute
- Dielectric strength: 500V AC for 1 minute (50/60Hz, 2mA)
- Operating temperature: -10°C to +60°C
- Mechanical life: 30 000 cycles
- Operating force: 300gf +/-100gf
- Soldering heat resistance: iron method: 350 +/-10°C, 3 +/-1.0sec.
- Material:
 - 1 - Base: phenolic resin, natural
 - 2 - Contact plate: C5210R-EH, silver plated
 - 3 - Spring: SUS, temper
 - 4 - Case: ABS, brown
 - 5 - Terminal: brass strip, silver plated
 - 6 - Terminal: brass strip, silver plated
 - 7 - Spring: SWC, nickel plated
 - 8 - Slider: POM, white

x	Switching function
empty	on - mom
L	on - on

Compliance: RohS II (2011/65/EU)

Tolerances: up to 10: ±0.2mm above 10-50: ±0.3mm	Date	Name
	08/17	dr
Modifications	Date	Name

MPBS62H01x-F14

knitter-switch

30 39 26

Page

1/1